

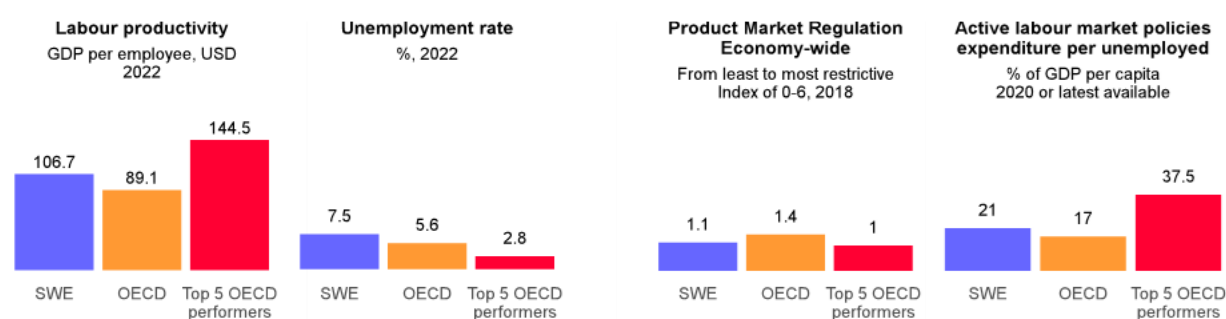


Performance gaps

Recommendations

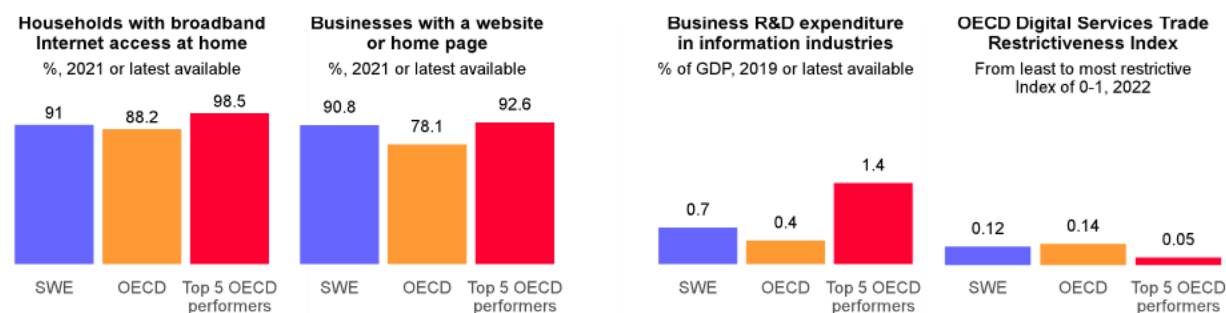
Product and labour markets functioning

- Shortages of affordable housing in some areas hinder labour mobility, notably for low-income households, contributing to spatial segregation.
- The integration of low-skilled workers, particularly foreign-born, into the labour market remains challenging.
- Increase the supply of affordable housing in lagging regions, notably by simplifying land-use planning procedures, and by gradually easing rental regulations.
- Step up vocational education and job counselling to help the low-skilled and immigrants move towards growing sectors and better adapt to the labour market needs.



Digital transition

- Sweden is among the top performers in digital adoption among OECD countries, but a lack of ICT skills hinders the diffusion of digitalisation across firms.
- The share of firms reporting security breaches is high, undermining trust in ICT tools and slowing their adoption.
- Encourage students to graduate in ICT fields and develop further adult education in ICT.
- Encourage firms to implement ICT risk assessments on a periodical basis and train their employees to raise their awareness of obligations related to ICT security.

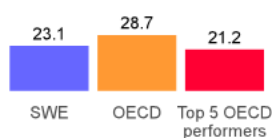


Inclusiveness, social protection, and ageing

- Regional inequality has been rising over the past decades. Large cities attract an increasing share of the younger population and enjoy higher productivity growth, while providing adequate public services to an ageing population is increasingly challenging in rural areas.
- The gender digital divide is sizeable both in terms of profession and education.
- Strengthen the role of universities in regional knowledge and innovation networks and reinforce urban-rural connectivity.
- Continue to address gender stereotypes in schools and pre-schools and promote female role models in the digital economy.

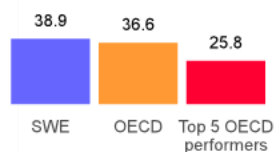
Mean poverty gap after taxes and transfers

Line at 60% of median disposable income
2021 or latest available



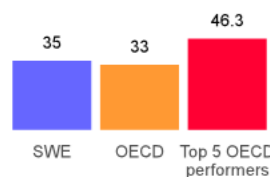
Impact of socioeconomic background in PISA reading score

%, 2018



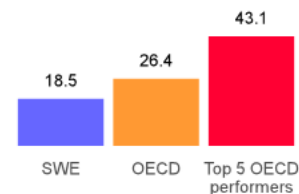
Strength of redistribution

Differences in Gini coefficients between market & disposable income relative to coef. on disposable income
%, 2021 or latest available



Income levels provided by cash minimum-income benefits

% of median disposable income, 2021 or latest available

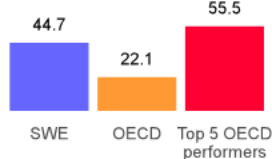


Climate transition

- Road transport accounts for about a third of total greenhouse gas emissions. The government has taken steps to reduce emissions from the sector, but a clear overall strategy is still missing.
- Slow and complex permitting procedures are slowing the expansion of renewables.
- Elaborate a roadmap for cost-efficient and technology-neutral decarbonisation of road transport.
- Streamline construction and operational permit applications for renewable energy projects.

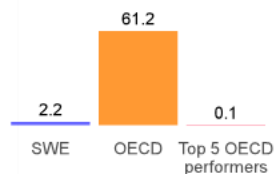
Share of renewables in the energy mix

%, Average over 2019-21 or latest available



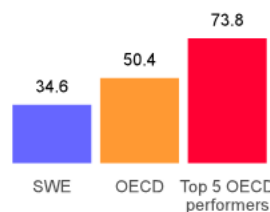
Share of population exposed to more than 10 µg/m3 of PM2.5

%, Average over 2017-19



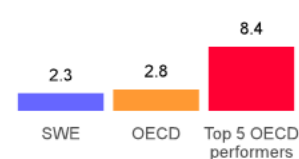
Carbon pricing score

%, at EUR 30 per tonne CO2, 2018



Environmentally-related government R&D budget

% of total government R&D 2021 or latest available

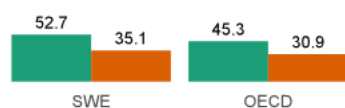


Overall performance

Economy

Thousands USD per capita
2022 or latest available

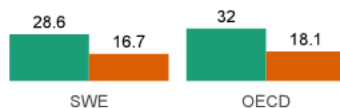
Gross Domestic Product
Household gross adjusted disposable income



Inequality and poverty

2021 or latest available

Gini coefficient after taxes and transfers (index of 0-100)
Poverty rate, line at 60% of median disposable income (%)



Environment and climate

1 unit of GDP, 2021

0.09 GHG emissions
0.24 (OECD)

Welfare cost of premature deaths due to ambient particulate matter
% GDP equivalent, 2019





From:

Economic Policy Reforms 2023

Going for Growth

Access the complete publication at:

<https://doi.org/10.1787/9953de23-en>

Please cite this chapter as:

OECD (2023), “Sweden”, in *Economic Policy Reforms 2023: Going for Growth*, OECD Publishing, Paris.

DOI: <https://doi.org/10.1787/529a9160-en>

This document, as well as any data and map included herein, are without prejudice to the status of or sovereignty over any territory, to the delimitation of international frontiers and boundaries and to the name of any territory, city or area. Extracts from publications may be subject to additional disclaimers, which are set out in the complete version of the publication, available at the link provided.

The use of this work, whether digital or print, is governed by the Terms and Conditions to be found at <http://www.oecd.org/termsandconditions>.